

Animal sound families

You will need: Animal cards.

What to do: ● Stick the animal cards to an old cereal box and cut them out. You could colour them in!

- Mix up the cards and lay them face up on the table.
- Look at the animals. Can you find an animal that begins with the letter sound /s/? e.g. snake.
- Pick up the card and place it in front of you. Say the animal name and the sound that it begins with.




- Can you find other animals that begin with the letter sound /s/?
- Collect the rest of your 'animal sound family'.
- Choose another animal and collect its sound family.
- Keep going until all the cards are sorted into their sound families.

This activity helps your child to hear and say the initial sounds in words and to know which letters represent those sounds. Encourage your child to listen to the beginning sound as they say or hear the animal name. As you talk about the beginning sounds, remember to stress the actual sound, e.g. sssss, rather than the letter name, e.g. 'ess'.


Foundation Curriculum areas covered:

Personal, Social and Emotional Development and Communication, Language and Literacy.







leopard




lion



lizard



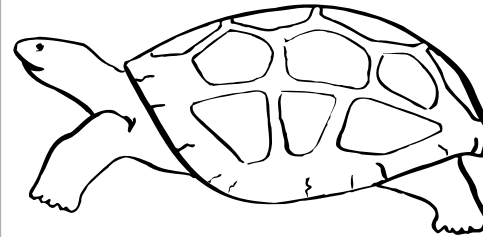
llama



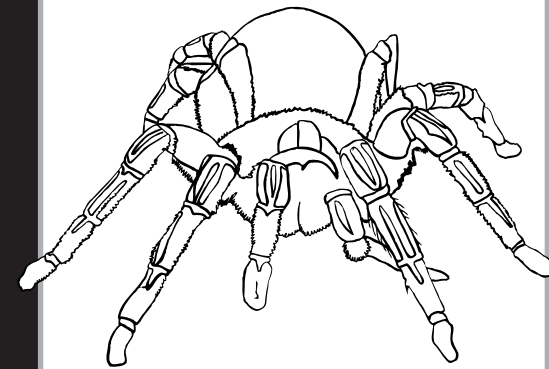
toucan



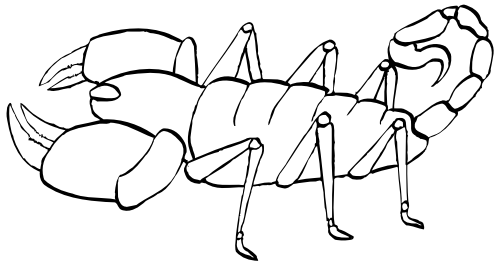
tiger



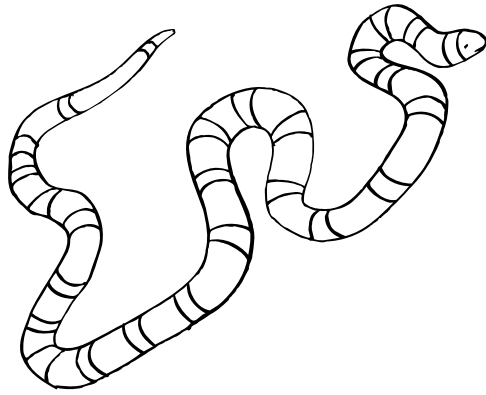
tortoise




tarantula




scorpion



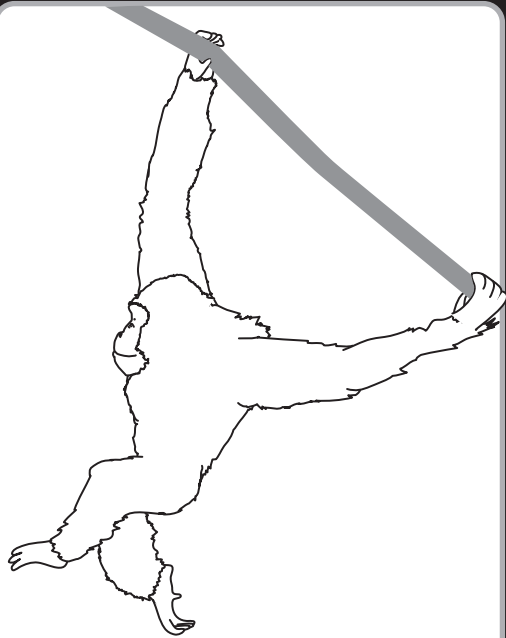
snake



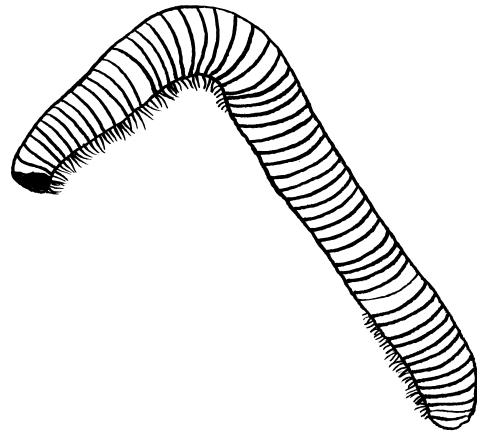
seal



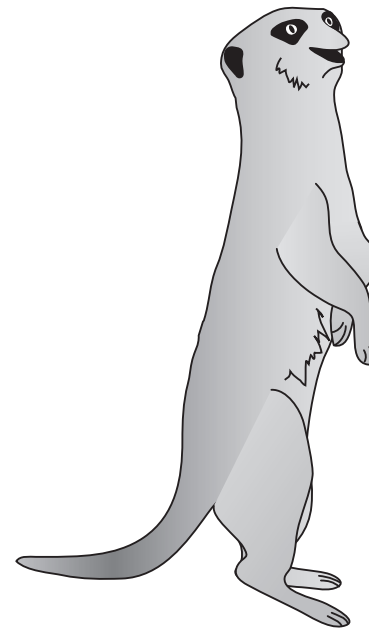
skunk




monkey



millipede



meerkat



moose