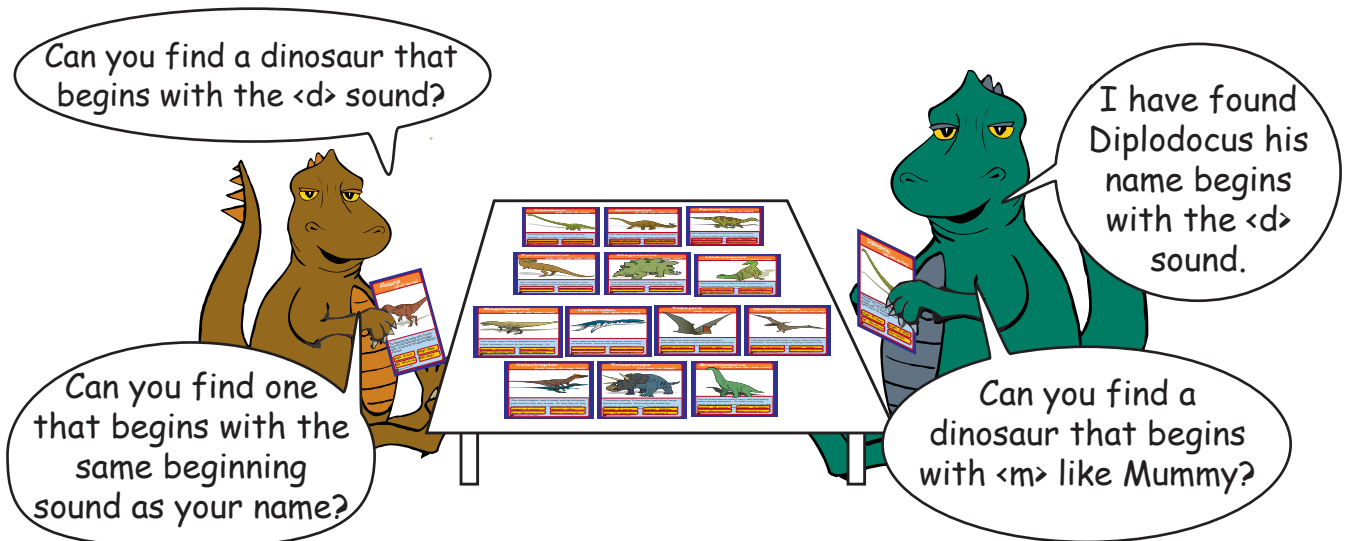


# Dinosaur names

**You will need:** Dinosaur pictures

- What to do:**
- Look at the dinosaur pictures together. Talk about the different dinosaurs.
  - Ask an adult to read out some of the dinosaur names.
  - Find the dinosaur with the longest name.
  - Which sound does Allosaurus begin with? What about Triceratops?
  - Which dinosaur begins with the <d> sound?
  - Can you find a dinosaur that begins with the same letter as your name? What about dinosaurs that begin with the same letter as your friends or family?




This activity helps your child to hear and say the initial sounds in words and to know which letters represent some of the sounds. Encourage your child to listen to the beginning sounds as you read the dinosaur names. As you talk about the beginning sounds, remember to stress the actual sound rather than the letter name. If your child finds this activity difficult limit the dinosaurs to those with the beginning sounds that he/she is becoming familiar with.

## Foundation Curriculum areas covered:

Personal, Social and Emotional Development; and Communication, Language and Literacy.

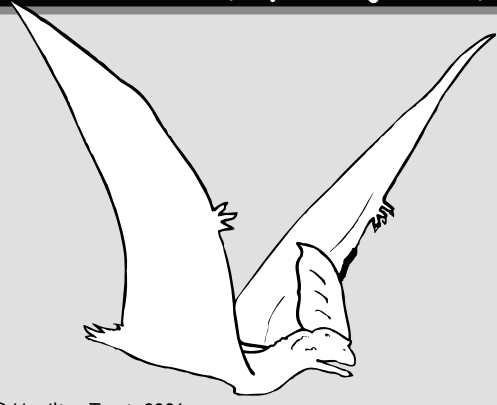


**Tyrannosaurus**  
(tie-ran-oh-saw-rus)




© Hamilton Trust, 2006.

**Tapejara**  
(tap-eh-jar-ah)




© Hamilton Trust, 2006.

**Allosaurus**  
(all-oh-saw-rus)



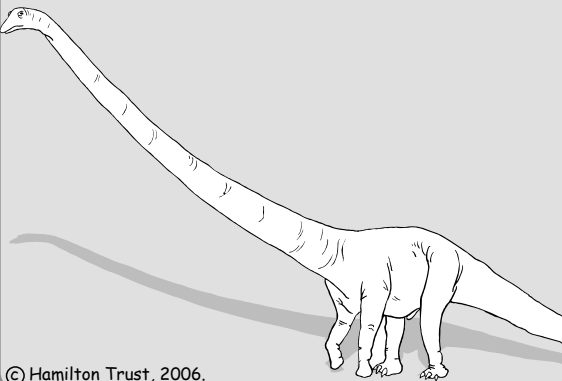
© Hamilton Trust, 2006.

**Brachiosaurus**  
(brak-ee-oh-saw-rus)




© Hamilton Trust, 2006.

**Diplodocus**  
(dip-lod-oh-kus)



© Hamilton Trust, 2006.

**Megalosaurus**  
(meg-al-oh-saw-rus)



© Hamilton Trust, 2006.

**Velociraptor**  
(vuh-loss-ih-rap-tor)



© Hamilton Trust, 2006.

**Triceratops**  
(tri-cer-a-tops)



© Hamilton Trust, 2006.