

# Hello Mr Moose!

## What is your name?

**You will need:** Animal cards.

**What to do:** ● Stick the animal cards to an old cereal box and cut them out. You could colour them in!

- Lay the cards face up on the table.
- Choose a group of animals that begin with same letter sound, e.g. monkey, meerkat, millipede and moose.
- Can you think of a name for each of your animals? It must start with the same letter, e.g. Mary Monkey, Matthew Moose.
- Write down your animal names on a piece of paper and bring them to school.




This activity helps your child to hear and say the initial sounds in words and to know which letters represent some of the sounds. Encourage your child to listen to the beginning sound as they say or hear the animal name. As you talk about the beginning sounds, remember to stress the actual sound rather than the letter name. Encourage your child to think of some imaginative names.


### Foundation Curriculum areas covered:

Personal, Social and Emotional Development and Communication, Language and Literacy.







leopard




lion



lizard



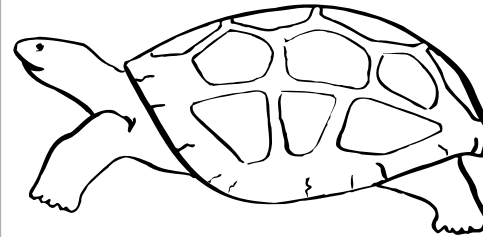
llama



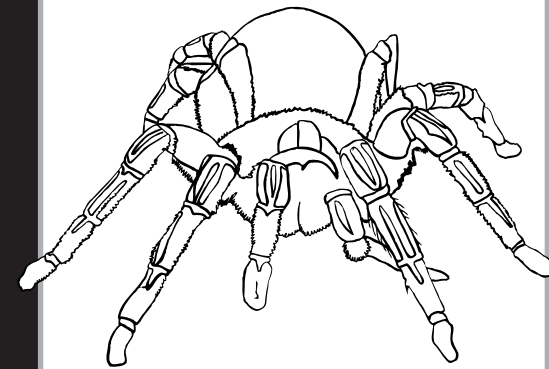
toucan



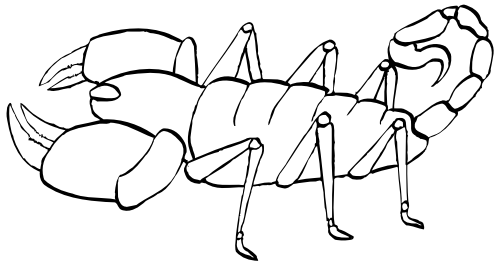
tiger



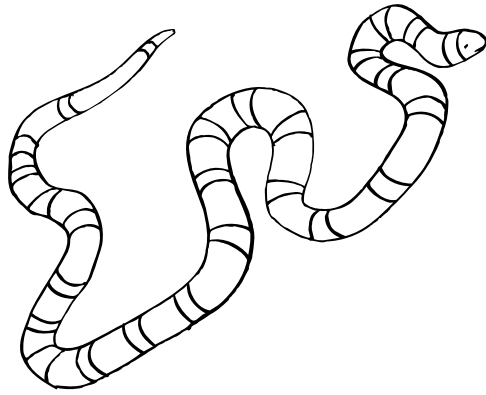
tortoise




tarantula




scorpion



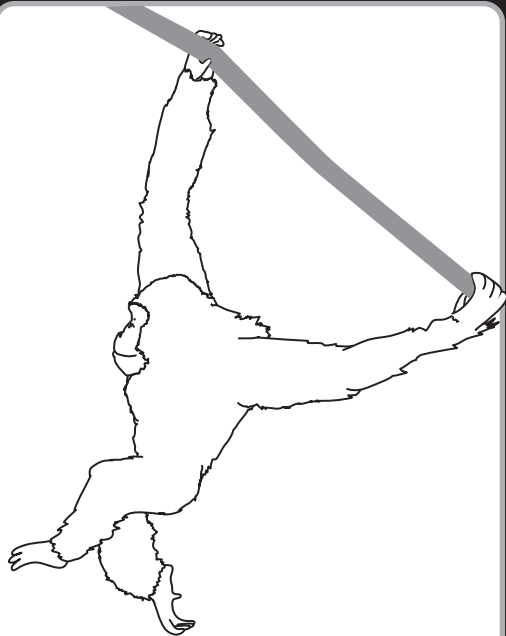
snake




seal



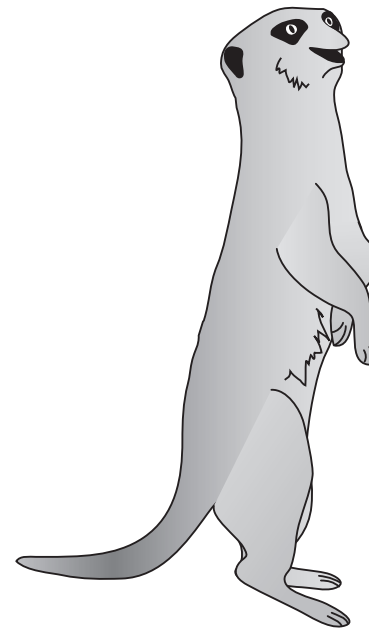
skunk




monkey



millipede



meerkat



moose