




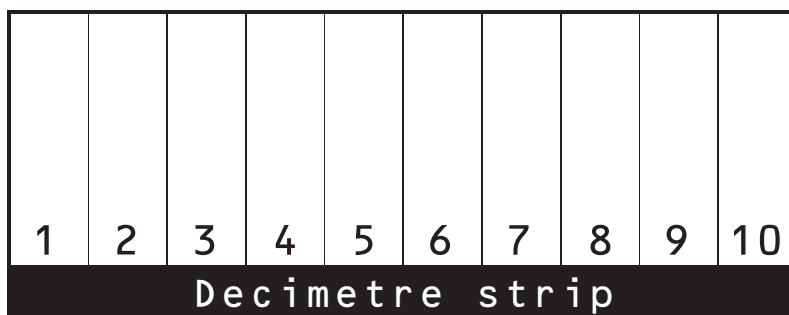

What to do...

How many toys make a metre?

This activity helps your child to reinforce their understanding of how long a metre is. Children of this age are just learning about standard units and getting to grips with centimetres and metres.

© Hamilton Trust, 2008. Y1.

1. Cut out the decimetre provided at the bottom of this page.
2. Lay the decimetre ten times along a piece of string or tape to create a metre length. (One metre is ten decimetres.)
3. Lay your metre in a straight line along the floor.
4. How many toys can you find to lay along your metre? You are going to make a line of toys that is **EXACTLY** one metre long.
5. Draw every toy in your line of toys. Make sure the line is one metre long.
6. Bring your drawing of your line of toys into class.



This decimetre strip has been enlarged to allow for a small reduction when printing it out on an inkjet printer.