


I-spy a dinosaur

You will need: Dinosaur pictures or toy dinosaurs

- What to do:**
- Place the dinosaur pictures or toy dinosaurs down on the table.
 - Look at the pictures/toy dinosaurs together. Talk about them. Which dinosaurs have horns? Long necks?
 - Take turns to secretly choose one dinosaur. Describe them. 'I spy a dinosaur with ...'
 - Other players must try to guess which dinosaur it is.
 - Repeat.




This activity helps your child to use talk to organise and clarify their thinking to describe dinosaurs. Encourage your child to use descriptive words, e.g. short, stumpy legs, long thin neck, sharp teeth like knives.

Foundation Curriculum areas covered:

Personal, Social and Emotional Development; and Communication, Language and Literacy.

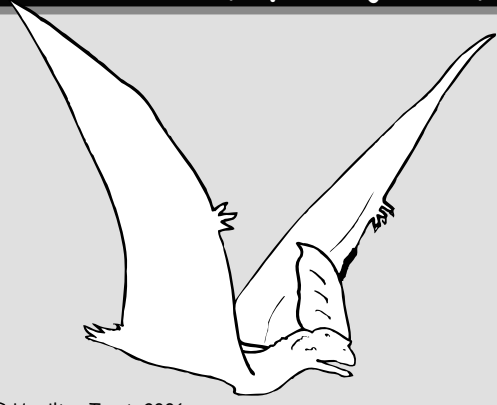


Tyrannosaurus
(tie-ran-oh-saw-rus)




© Hamilton Trust, 2006.

Tapejara
(tap-eh-jar-ah)




© Hamilton Trust, 2006.

Allosaurus
(all-oh-saw-rus)



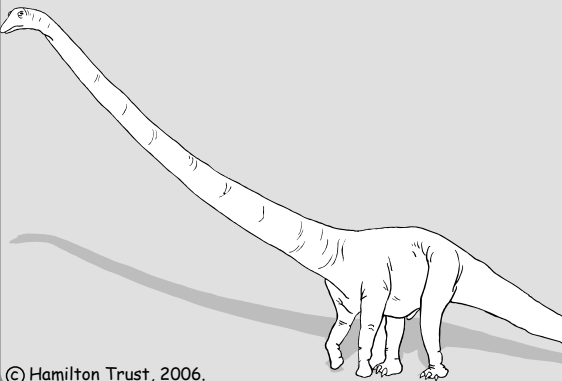
© Hamilton Trust, 2006.

Brachiosaurus
(brak-ee-oh-saw-rus)




© Hamilton Trust, 2006.

Diplodocus
(dip-lod-oh-kus)



© Hamilton Trust, 2006.

Megalosaurus
(meg-al-oh-saw-rus)



© Hamilton Trust, 2006.

Velociraptor
(vuh-loss-ih-rap-tor)



© Hamilton Trust, 2006.

Triceratops
(tri-cer-a-tops)



© Hamilton Trust, 2006.