






## One shiny pound!

Children need to understand the value of each coin as well as being able to identify the different coins. Show your child the £1 coin – and others if you have them to hand. Discuss the name and value of each coin.

© Hamilton Trust, 2008. Y1.

# What to do...

1. Imagine you have one pound to spend.
2. Discuss this with a partner.
3. Think of something that costs a pound to buy and which you would like to have! It must not be something to eat or drink!
4. Draw this object and label it with its price. Make sure it is as close to a £1 as possible – and it cannot be more!



It's so hard to choose!  
I could get a new paint  
brush, or a pen, or  
pencil.

I think I know what I would  
choose. It's between two toys  
I saw in the shop. They are  
both the same price.