


Slippery snakes and leaping leopards

You will need: Animal cards.

What to do: ● Stick the animal cards to an old cereal box and cut them out. You could colour them in!

- Lay the cards face up on the table.
- Choose an animal. Talk about how it looks, sounds and moves.
- Can you think of words that begin with same sound? Leaping leopard, munching meerkat...
- How many can you think of? Write them down and bring them to school to share with the rest of the class.




This activity helps your child to hear and say the initial sounds in words and to know which letters represent some of the sounds. Encourage your child to listen to the beginning sound as they say or hear the animal name and action. As you talk about the beginning sounds, remember to stress the actual sound rather than the letter name. Help your child to think of some animal actions.


Foundation Curriculum areas covered:

Personal, Social and Emotional Development and Communication, Language and Literacy.







leopard




lion



lizard



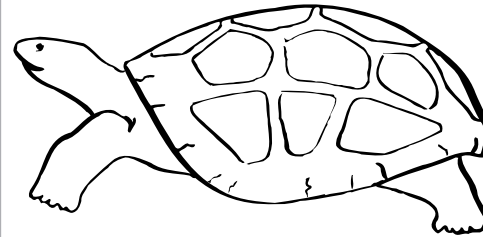
llama



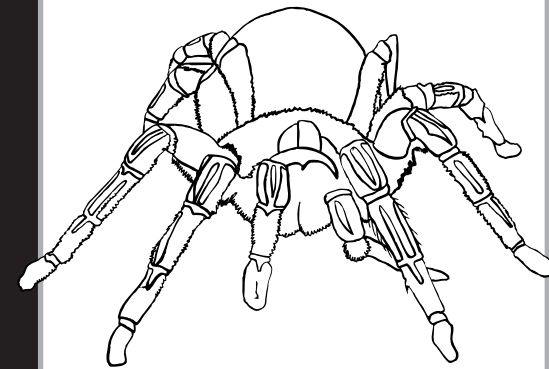
toucan



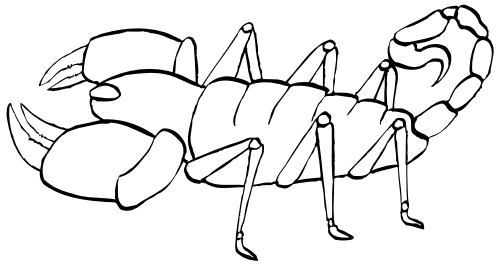
tiger



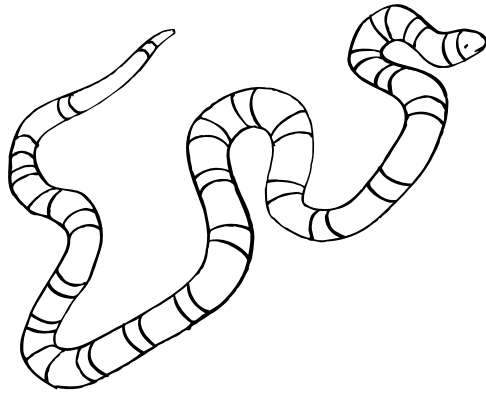
tortoise




tarantula



scorpion



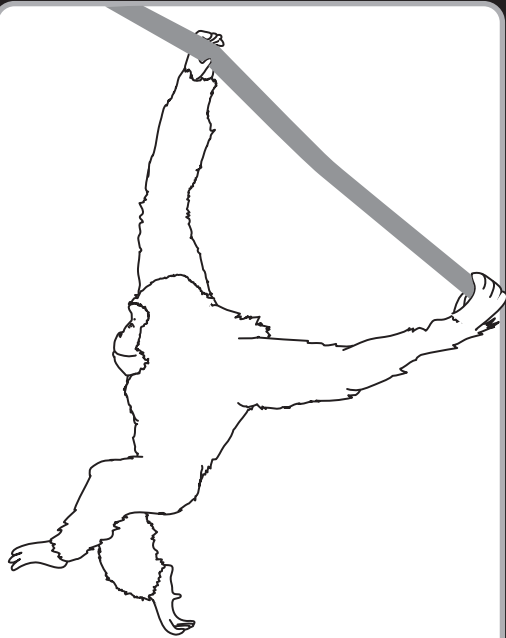
snake




seal



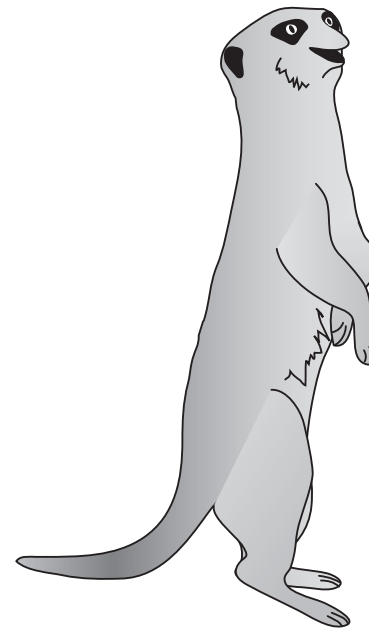
skunk




monkey



millipede



meerkat



moose